

Contact Details

Before using the product, please check the guide pages at the front of this catalog.

Internet

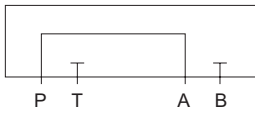
<https://www.daikinpmc.com/en/>

For latest information, PDF catalogs and operation manuals

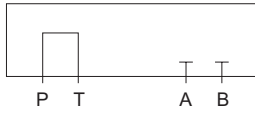
02 Series Stack Valve Bypass Blocks

JIS graphic symbols for hydraulic system

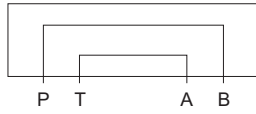
BD-02PA



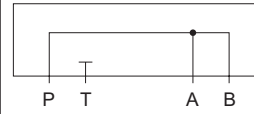
BD-02PT



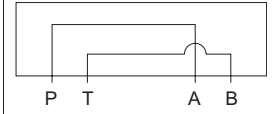
BE-02



BF-02



BH-02



Nomenclature

※ - **BD** - **02** ※※ - **55**

1 2 3 4 5

1 Applicable fluid code

No designation: Petroleum-based hydraulic fluid,
water-glycol hydraulic fluid
F: Phosphate ester hydraulic fluid

2 Model No.

BD: Bypass block

3 Nominal diameter

02: ¼

4 Connection port

PA: Port P-A
PT: Port P-T

5 Design No.

(The design No. is subject to change)

※ - **B※** - **02** - **55**

1 2 3 4

1 Applicable fluid code

No designation: Petroleum-based hydraulic fluid,
water-glycol hydraulic fluid
F: Phosphate ester hydraulic fluid

2 Model No.

BE: Bypass block
BF: Bypass block
BH: Bypass block

3 Nominal diameter

02: ¼

4 Design No.

(The design No. is subject to change)

Specifications

Model code	Maximum operating pressure MPa {kgf/cm ² }	Maximum flow rate L/min	Mass kg
BD-02※※-55	25 {250}	40	0.8
B※-02-55			

Handling

Mounting bolts are not provided with the bypass block.
Order them separately as required.

External dimension diagram

B※-02※

